

**SEND My
FRIEND
TO SCHOOL**

**TEACHER'S
PACK 2018**

**PRIMARY
SCHOOL**

UPDATED May 2018



**MAKE
SCHOOLS
SAFE**

Schools should be safe havens for children. But unfortunately, for millions of children around the world, school can be a place of violence and danger.

The UK government has an important role to play, along with other world leaders, in helping to meet the global promise of every child receiving a quality education by 2030. But, the achievement of this goal is currently in jeopardy as 246 million children are experiencing violence at school every year. This has to stop.

We need to make schools safe and you can help! Signal your support for making schools safe by getting your class involved and sending the Prime Minister a sign.

Inside this pack is everything you need to bring this campaign to life in your classroom. Together we can make a difference.

MAKE SCHOOLS SAFE

Quality education is empowering and transformative. It prepares young people for life and helps them reach their full potential.

For this to happen schools need to be safe havens - places where young people are able to learn and thrive. In the UK we often take this principle for granted. But unfortunately, across the world, millions of children are at risk of harm simply by trying to get an education.

RISKS TO SCHOOL SAFETY



Schools are vulnerable to direct attack during war or conflict. Children and teachers' lives are put at risk. The number and severity of conflicts currently underway around the world is greater than at any time in recent history.



Even in non-conflict settings children can be at risk of physical harm and bullying. Marginalised groups of children such as girls or children with disabilities are often most at risk due to discrimination.



Schools can become unsafe due to natural disasters such as earthquakes, floods or landslides. When this is coupled with poorly constructed schools and lack of preparedness children are put at great risk.



In contexts of war and conflict, too many children are faced with their school being taken over by armed forces and turned into a site of danger - such as a military barracks or ammunition store.

Schools must be defended against violence and danger. Young people who are unsafe are more likely to miss school, have lower grades, drop out, be unable to break free from poverty, and suffer from physical, emotional and mental health issues.

The UK government can help **Make Schools Safe** across the world by:

- **Delivering on its promise to implement the Safe Schools Declaration.** This is an international political commitment made by countries to do more to protect schools during armed conflict. The UK recently agreed to sign up – becoming the 74th country to do so. Therefore, the Government must now implement this declaration and use its global leadership to encourage other countries to do the same.
- **Working to tackle the many safety issues that children can face at school, with a particular focus on children facing disadvantage such as girls, children with disabilities, and children caught up in emergencies, through their education aid projects and policies around the world.**



FIND OUT MORE

WATCH THE CAMPAIGN FILM

Here is a short film to show in the classroom to introduce the topic of school safety around the world, and hear about what we can do together to Make Schools Safe.



This version of the film was designed for primary school audiences. There are versions available on:

[YouTube](#)

[vimeo](#)

[DOWN
LOAD](#)



YOUTH VOICE



AMNAH'S STORY

Amnah, 12, lives in the Johor Al Deek area of Gaza.

© Paul Evans/ActionAid

Amnah is 12 years old and goes to school in Gaza, Palestine - an area which frequently experiences violence.

"I am in my seventh grade, and I want to top my class and study hard. My hobby is reading, I read to my little sister, Malak, bedtime stories. She loves it when I do!

Amnah feels scared on her journey to school as sometimes there are soldiers who threaten her safety and she hears shooting.

We have to wake up very early in the dark before the sunrise so we can reach school on time.

We feel stressed during our walk to school. We always walk next to each other holding each

other's hands. We are not safe. Going to school can be risky and dangerous; we walk for almost an hour every day on a slippery, bumpy road.

My dream is to become a doctor in the future; I have seen many war injuries during the last couple of years. I really wish to become a doctor so I can treat those people and help them!"

Amnah's story was shared by Action Aid.

Agrina, 15, lives with her mother, father and two brothers in the Southern district of Zambia.

She attends Njola East Community School in Zambia's Southern District. Every day she sets off on her walk to school extremely early at 4.30am. She arrives at school at 7.15am after walking for nearly three hours, over dry, dusty, hilly, terrain. As her school has no running water Agrina shares responsibility for collecting water for the school from a pump two kilometres away.

Agrina used to walk to school with her friends, but they dropped out of school so now she has to walk alone. She is scared of animals like poisonous snakes and rabid dogs and gets frightened if she is alone, especially as she feels intimidated by "men who are not good".

There are only two filthy latrines at Agrina's school which are used by over 180 students. The latrines are poorly constructed over pits and there is a concern that these could collapse at any time putting the students at a huge risk. The latrines have no doors, only a wall outside partly shields them from prying eyes. Agrina says she doesn't feel very comfortable in the school toilets because they are so exposed and so she can't relax – in her words "my mind is always conscious that someone might walk in on me".

Agrina would love to use her time studying instead of collecting water and when she is older she dreams of being a nurse. She doesn't have much free time, so when she does she prefers to study than to play because she wants very much to finish school.

Agrina's story was shared by WaterAid.



AGRINA'S STORY

Agrina, 15, lives in the Southern district of Zambia

© WaterAid/ Tom Pilston



Click here for
handout versions
of these youth
stories, plus lots
more stories

CLASSROOM ACTIVITIES

Thousands of schools across the country will be taking part in the Send My Friend to School campaign in 2018 to call on the UK government to take action to make schools safe across the world.

Together, young people will be creating paper safety signs showing a school as it should be - a safe haven. They will present these signs to their MP.

STEP 1

Each student will need to cut out their safety sign from Handout 1.

STEP 2

On Handout 2 there are various images depicting safety. Students will need to select the six images they feel to be most important. Then cut them out and stick them onto the safety sign. This is a good opportunity to discuss the elements that make up a safe school, and how the level of safety and risk in getting an education can vary across the world. [Here are some extension activities to get them thinking about this](#)

STEP 3

Now each student has a safety sign showing the elements they think are most important for school safety. They can now write a message to their MP, on the dotted line, about why schools need to be safe havens in order for young people to get an education.

WHAT YOU WILL NEED:

PHOTOCOPIES OF THE FOLLOWING TWO PAGES FOR EACH CHILD ✓

SCISSORS ✓

GLUE STICKS ✓

COLOURING PENCILS/PENS ✓







STEP 4

It's time to decorate the signs and make them as colourful as possible so that they stand out when they are presented to the local MP.

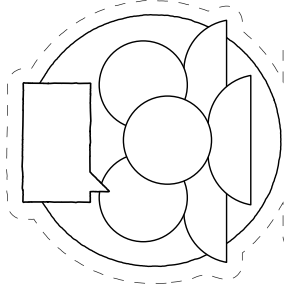
STEP 5

Find a way to get the signs to your MP – either invite them into school, take them to the MP's office or send them through the post. Ask your MP to pass the signs on to the Prime Minister. (See page 9 for more details).

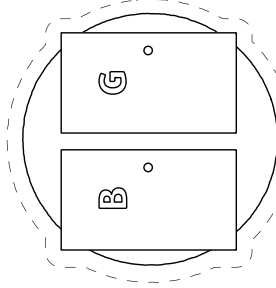
For inspiration check out our signs gallery [here](#)



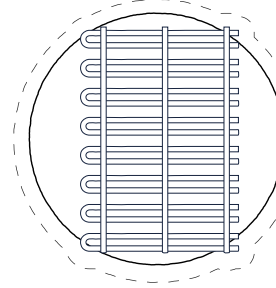
SEND MY
FRIEND
TO SCHOOL



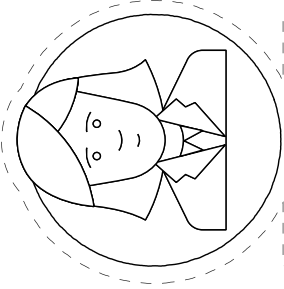
School council



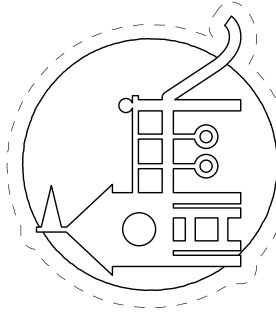
Secure toilets for boys and girls



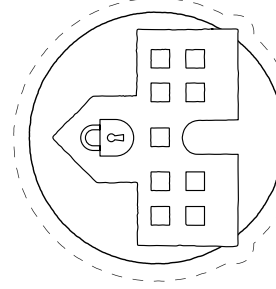
Fence around school



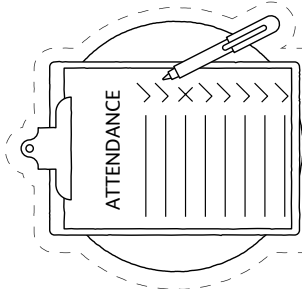
Supportive teachers



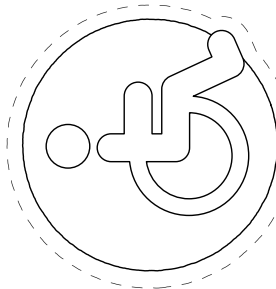
Safe Playground



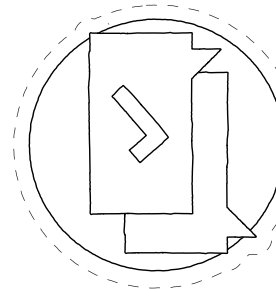
Secure school building




School Register



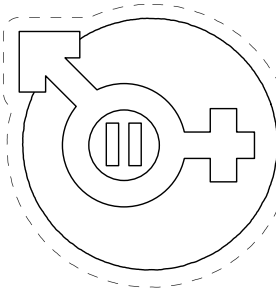
Equality for children with disabilities



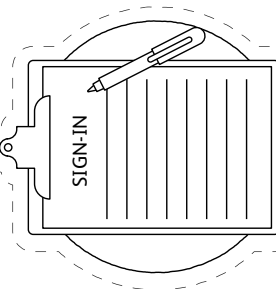
Safe space to talk



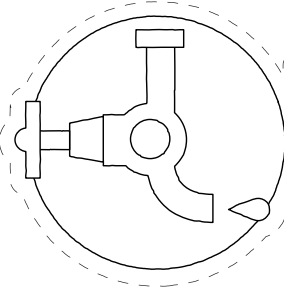
Peaceful environment




Equality for boys and girls



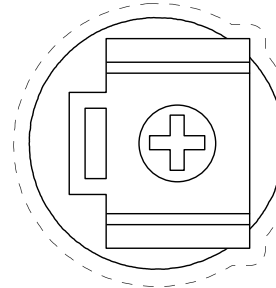
Visitor sign-in



Clean water



Anti-bullying policies



Medical Care

ENGAGE YOUR MP

INVITE YOUR MP INTO SCHOOL



Once your class has created their paper Make Schools Safe signs, the next stage is to invite your local MP into school and present the signs to them so that they can pass the message on to the UK government.

STEP 1

Find your MP's contact details on [this website](#)

STEP 2

Get in touch and explain that your students are involved in the Send My Friend to School campaign calling for UK government to take action to Make Schools Safe across the world.

STEP 3

Invite your MP to come into school to receive the paper safety signs to pass on to the Prime Minister. It would be great to hold an assembly in which your students could present their message to the MP. The Send My Friend Week of Action will be 18th-22nd June so this would be a great time to meet your MP if possible, but don't worry if not. MPs are most likely to be in their constituencies on Fridays so this is usually the best day to try for.

STEP 4

Prepare for your meeting. There are lots of top tips in our [MP Toolkit here](#)

STEP 5

Get in touch if you have questions and please let us know about any contact you have with your MP [via this form](#)

SPREAD THE WORD



In order to get the UK government to take action to Make Schools Safe we need to get thousands and thousands of people to join our call.

To do this we need to get the word out:

CONTACT YOUR LOCAL PRESS



Get in touch with your local newspaper and ask them to write a story about your school's involvement in the Send My Friend to School campaign. You can find their contact details on their website, and you can download a [Press Pack here](#) with an editable press release and lots of tips.

USE SOCIAL MEDIA



Help to amplify the campaign message by tweeting about your school's Send My Friend activity. Make sure to include [@sendmyfriend](#) in your tweet so that we can see it and share.

Here is an idea for a tweet:



It's a great idea to take exciting photographs to include in your local press and social media work, and please do send them to us too using [this link](#)



Join me & my class in the @sendmyfriend call to action - we're sending the Prime Minister a sign to make schools safe! #makeschoolssafe www.sendmyfriend.org/take-action/



For more tips on spreading the word download our toolkit here

GET CREATIVE!

Don't feel like you have to stick to what is in this pack - there are lots of ways that your students could raise awareness about this issue and support the campaign. The more unusual the better!

Create a giant photo?

Make a film?

Perform a drama?

Write a song?

Get your school council involved?

Run an event at school?



Or think of your own ideas. We can't wait to hear about what you come up with! Please do let us know what you are planning by filling in [this form](#)